




Lamborghini
CALORECLIMA



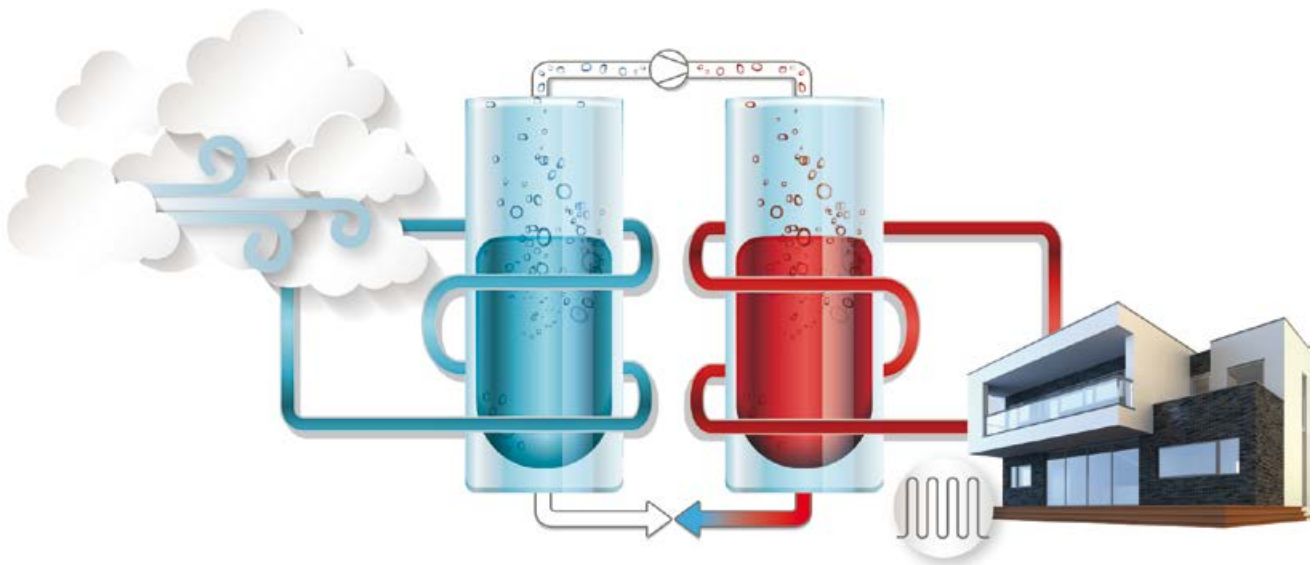
Idola M 3.2

Air/water reversible heat pumps for outdoor installation.
Full inverter single-block versions with R32

AEROTHERMY IN HEAT PUMPS

THE BENEFITS PROVIDED BY THIS TECHNOLOGY

Aerothermy is the energy of the future. Lamborghini CaloreClima aerothermal heat pumps implement a clean technology capable of achieving up to 79% of the energy supplied for home comfort from the outside air. Lamborghini CaloreClima aerothermal heat pumps are designed to provide cooling in summer, heating in winter and/or domestic hot water throughout the year. These latest generation heat pumps with inverter technology and using ecological gas, such as R32, do not produce heat from fuel combustion but simply with minimal energy consumption, using the energy of the air and transferring it inside the home.



UP TO CLASS A+++ : GREATER EFFICIENCY

The IDOLA M 3.2 range reaches energy class A++ for the production of water at 55°C and A+++ for the production of water at 35°C.

COMPACT OUTDOOR UNIT: MORE SPACE AVAILABLE

Thanks to the use of a compact and small-sized unit, IDOLA M 3.2 can be easily placed outside the house (terrace, roof, etc.), ensuring more available space inside.

QUICK AND SIMPLE INSTALLATION

Being a single-block unit, installation costs and times are significantly reduced. Refrigerant interconnection between the units is not necessary (the entire refrigerant circuit is contained in the device), nor is it necessary to make a connection for a gas or fuel supply, nor to create flues for combustion gases. In addition to this, the device includes all the hydraulic parts required for a correct and quick connection to the system and to the DHW.

IDEAL COMBINATION WITH LOW TEMPERATURE SYSTEMS

The IDOLA M 3.2 range can be easily installed in combination with low temperature systems (fan coils, radiators, underfloor heating) to achieve maximum energy efficiency and maximum comfort at home.

EASILY INTEGRATED WITH AN EXISTING BOILER

IDOLA M 3.2 can be combined and integrated with any boiler in the system. The device control, based on the outdoor temperature and on the required operating conditions, optimises heat production for heating and for DHW.

HOT WATER PRODUCTION AT 60°C WITH LOW OUTDOOR TEMPERATURES

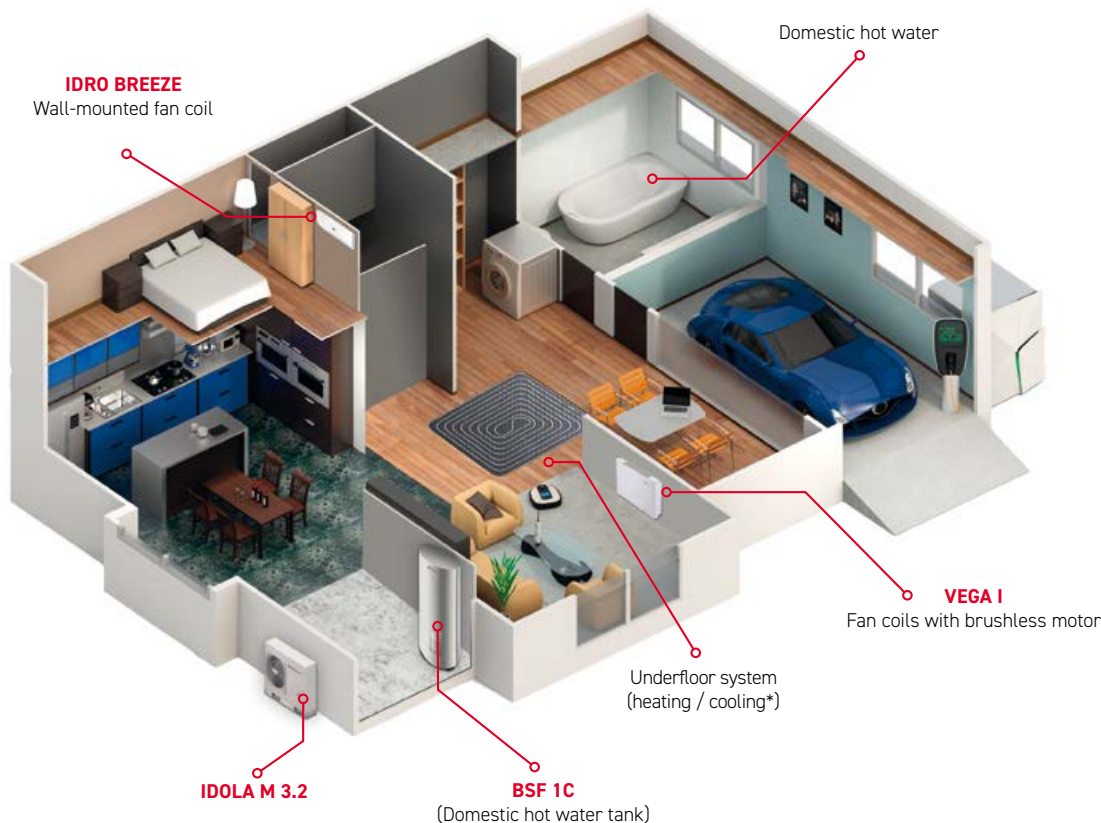
The IDOLA M 3.2 range is able to supply hot water at 60°C with outdoor temperatures down to -15°C and at 40°C with outdoor temperatures down to -25°C, without any type of support/accessory.

ANTIFREEZE FUNCTION EVEN WITHOUT GLYCOL

In case of detection of low outdoor temperatures, the circulation pump and the electric antifreeze heater of the plate heat exchanger are activated, thus preventing the hydraulic components from freezing.

IDOLA M 3.2

AEROTHERMY ACCORDING TO LAMBORGHINI'S PHILOSOPHY



SINGLE-BLOCK HEAT PUMP IDOLA M 3.2

Incorporates all hydraulic components inside it. The water pipes enter from this unit instead of the coolant lines, which significantly facilitates and simplifies installation.

BSF 1C TANK

This tank for storing and supplying domestic hot water helps save even more energy. The configuration, the components used (high quality enamelled steel), the position of the various components, all contribute to optimising energy efficiency. Through a heat exchanger, the heat pump connects to this tank and heats the water with thermal energy drawn from outdoor air. Thanks to the 200/500 litre capacity, it is able to supply enough hot water for a medium/large family, with minimal energy costs. The Lamborghini CaloreClima range also offers other specific storage tanks for operation with the heat pump in combination with both solar thermal systems and boilers.

VEGA I FAN COIL

High efficiency, silent and compact centrifugal fan coil and DC brushless motor, with an elegant design that ensures its integration in any type of decor.

IDRO BREEZE WALL MOUNTED FAN COIL

Terminal units for air treatment which, in combination with a chiller, a heat pump or a boiler, can be used in both the winter and summer seasons. Particularly flexible, they are suitable to satisfy air conditioning requests both for hotel applications and for a wide range of commercial and residential uses. Available in 4 models with nominal cooling power from 0.99 to 4.38 kW and nominal heating power from 1.48 to 5.25 kW, they are suitable for wall-hung installation. The dimensions lend themselves well to ensuring a pleasant visual impact.

IDOLA M 3.2: A HEAT PUMP WITH SILENT EFFICIENCY... AND ECOLOGICAL DC



MOD.			4	6	8	10	12/12T	14/14T	16/16T	22T	26T	30T
Efficiency class in heating	low temperature (produced water 35°C)	our Class	191	195	205	204	189	185	1817	178	177	165
	medium temperature (produced water 55°C)	our Class	129	138	131	136	135	135	133	126	123	123
SCOP	low temperature (produced water 35°C)	W/W	4,85	4,95	5,21	5,19	4,81	4,72	4,62	4,53	4,50	4,19
	medium temperature (produced water 55°C)	W/W	3,31	3,52	3,36	3,49	3,45	3,47	3,41	3,22	3,14	3,14
SEER	produced water 7°C	W/W	4,99	5,34	5,83	5,98	4,89	4,86	4,69	4,70	4,66	4,49
	produced water 18°C	W/W	7,77	8,21	8,95	8,78	7,10	6,90	6,75	5,67	5,88	5,71

Note: Efficiency class calculated according to European regulation 811/2013. The values refer to a unit without any optionals or accessories.

FEATURES

This series of air-water heat pumps with ecological R32 gas with low environmental impact, meets the needs of winter and summer air-conditioning of small and medium power residential and commercial installations.

All the units are suitable for outdoor installation and being able to produce water up to 60°C they can be used in radiant systems, fan coils, radiators and for the indirect production of domestic hot water (DHW) via an outdoor boiler.

The units are characterised by the use of a DC inverter compressor that modulates the supplied power and come complete with a hydronic kit composed of all the essential components for quick and safe installation.

The units are characterised by high energy efficiency and low sound levels, which allow them to be used as a single generator serving the system or integrated with other energy sources such as reserve heating elements or boilers in our Factory Made Hybrids.

All units are supplied as per standard with a DHW storage tank water temperature probe (mounted by installer) and with an outdoor air temperature probe (already installed on the unit), to achieve climatic control in heating and cooling.

All units are carefully built and individually tested in factory.

Installation only requires electrical and hydraulic connections. In a system, it is possible to connect a maximum of 6 units in cascade; one of them will be the "MASTER" unit, whereas the others will be "SLAVE" units.

COOLING CIRCUIT

This is contained inside the unit to facilitate maintenance operations, it is equipped with a **COMPRESSOR** with twin rotary **DC INVERTER** motor to guarantee greater dynamic balancing and reduce vibrations. It is positioned on rubber anti-vibration supports and wrapped in a double layer of sound-absorbing material to reduce noise. The compressor is also equipped with a crankcase oil heater. The circuit is completed with **BRAZE-WELDED STAINLESS STEEL PLATE HEAT EXCHANGER** complete with anti-frost heating element, axial **FANS** with brushless DC motor complete with accident prevention safety grilles, finned coil with anticorrosion treatment made of copper tubes and aluminium fins. All the units are equipped with variable speed control of the fans which allows operation with low external temperatures in cooling and high external temperatures in heating.

HYDRAULIC CIRCUIT

Contained inside the unit to facilitate maintenance operations, it is fitted as standard with a low consumption **CIRCULATOR** with brushless DC motor, water flow switch, automatic air vent, water pressure gauge, expansion vessel, safety valve, Y water filter (mounted by installer). The plate heat exchanger and all the hydraulic circuit pipes are thermally insulated to prevent condensation and reduce heat loss.



ACCESSORIES

ELECTRIC BOOSTER

Suitable for indoor installation, it consists of an electrical heating element placed inside a painted sheet metal box and complete with an electrical command and control panel.

TEMPERATURE PROBE

System delivery or for solar/hybrid system integration

RUBBER VIBRATION DAMPERS

3 models sized according to the weights of the units

INERTIAL TANK

Horizontal 60 l, suitable for superimposed installation with heat pump

THE CONTROL SYSTEM

OPERATING PRINCIPLE

The general control system monitors all the functions of the inverter system and correct compressor operation. It also incorporates regulation algorithms with predefined climatic curves that can be selected by the customer, the management of a DHW circuit, the setting of time slots for noise reduction at night, alarm signalling, pump block prevention and integration with outdoor heat generators. The user interface consists of a remote wired controller that manages:



MANAGING 2 SEPARATE ZONES (DIRECT + MIXED)

The unit can control the pumps of both zones and for the additional mixed, the mixing valve and water delivery temperature probe.

MANAGING THE PHOTOVOLTAIC AND "SMART GRID"

The control of a photovoltaic system and the "smart grid" function is guaranteed by 2 digital inputs on the PCB with specific operating logics.

HEATING AND COOLING SYSTEM

If the unit is running in heating or cooling mode, it works by modulating the compressor frequency to maintain the temperature of the produced water at the established setpoint value.

DOMESTIC HOT WATER PRODUCTION (DHW)

The unit starts in heating mode to maintain the temperature of a DHW storage tank at the established setpoint value. A 3-way diverter valve (not supplied) and a temperature probe (supplied) are required to be inserted in a pit of the DHW tank.

ADDITIONAL ENERGY SOURCES

(boiler or electric heating element) These sources can be started in Integration or replacement of the heat pump during operation in heating or for DHW production and if the heat pump does not work.

MANAGING SEVERAL UNITS IN CASCADE

Possibility of controlling up to 6 units in cascade (1 Master + 5 Slave) even with different powers with a single controller connected to the Master (dedicated to DHW production). If one "Slave" malfunctions, the others can function regularly.

DHW CYLINDER HEATING ELEMENT

It is possible to manage a reserve and/or integrating electric heating element and for the anti-legionella function.

FAST DHW

This function can be started manually to prioritise DHW by

bringing the DHW storage tank to the setpoint in the quickest possible amount of time.

ANTI-LEGIONELLA FUNCTION

Weekly anti-legionella cycles can be set. The heat pump must be integrated with DHW storage tank or boiler electrical heater.

SILENT MODE

2 silence levels are possible and when on, according to a programmed schedule, it reduces the maximum frequency of the compressor and the fan speed, to reduce the noise generated, possibly at night, and the power absorbed by the unit.

ON/OFF

The unit can be switched on and off by an external contact. It can be managed from the controller keyboard.

HOT/COLD

The unit can be activated and deactivated in cooling and heating mode via 2 external contacts (e.g. zone thermostat that manages the request for cooling and heating / remote switch).

ECO

Possibility of defining time slots in heating and cooling mode and relative setpoints for ECO modes.

WEEKLY HOURLY PROGRAMMING

This allows differentiated hourly programming for each day of the week, defining the mode (COOL/WARM/DHW) and operating setpoints for each time slot.

ANTIFREEZE PROTECTION

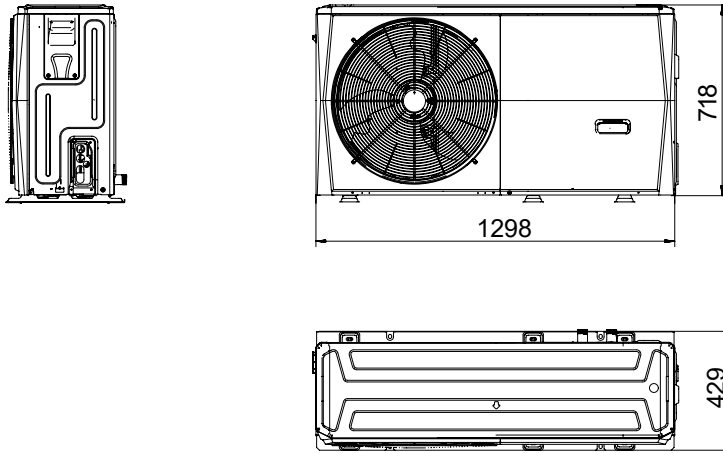
Guaranteed down to -20°C outdoor air temperature thanks to the heat pump itself working in hot mode, to the electric antifrost heating element (as per standard) and the electric booster (if installed).

CONTROLLING THE UNIT REMOTELY VIA THE APP

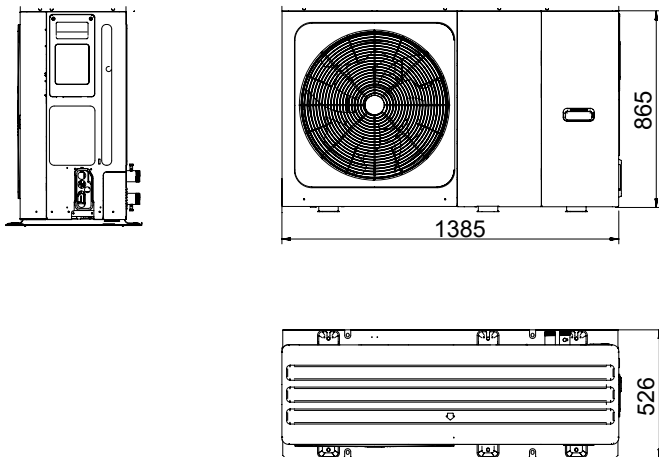
(Available for iOS and Android)

TECHNICAL DATA

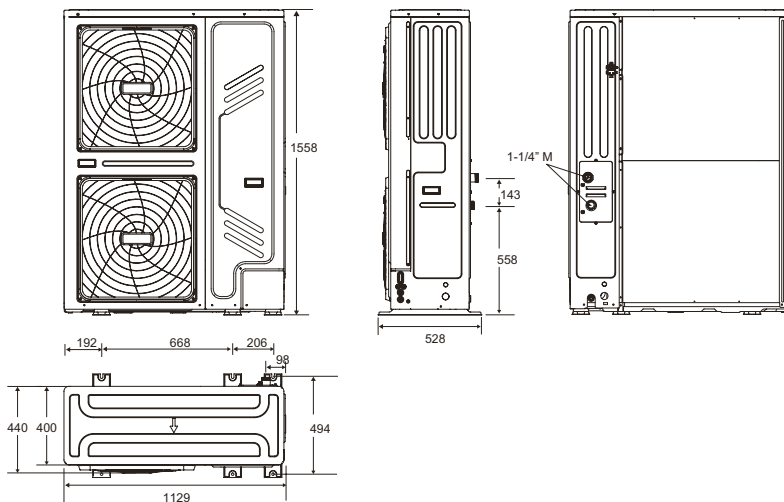
OVERALL DIMENSIONS OF BASE UNIT



IDOLA M 3.2 mod. 4 - 6



IDOLA M 3.2 mod. 8 - 10 - 12 - 12T - 14 - 14T - 16 - 16T



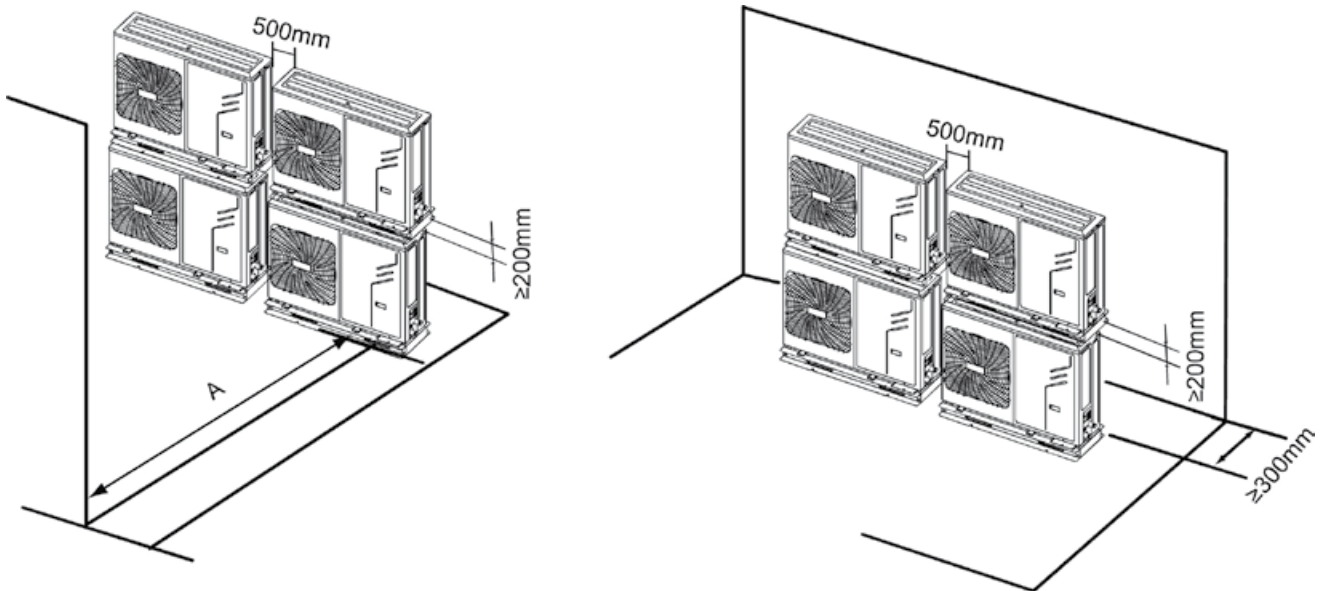
IDOLA M 3.2 mod. 22T - 26T - 30T

MODEL	4	6	8	10	12	14	16	12T	14T	16T	22T	26T	30T
Packaging (W×H×D)	1384x890x526			1470x1040x565				1725x1220x565					
Weight Net \ Gross (kg)	86 / 109		105 / 132		129 / 155		144 / 172		177 / 206				

TECHNICAL DATA

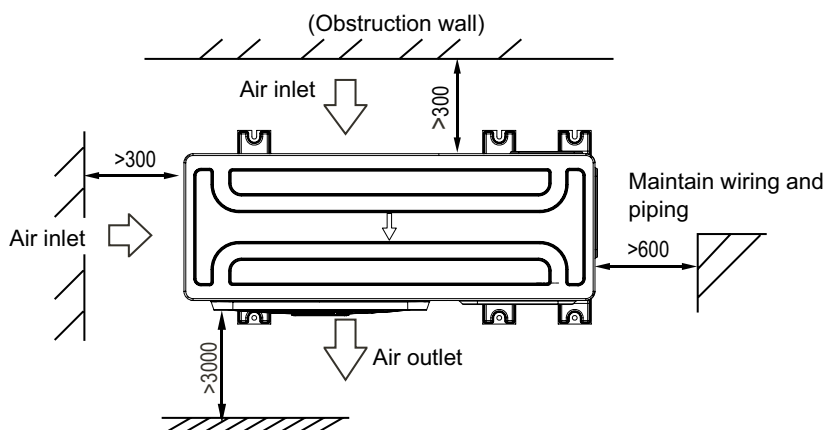
MINIMUM OPERATING SPACES

IDOLA M 3.2 mod. 4 - 6 - 8 - 10 - 12 - 12T - 14 - 14T - 16 - 16T



MODEL	4	6	8	10	12	12T	14-14T	16-16T
A (mm)	> 1000			> 1500				

IDOLA M 3.2 mod. 22T - 26T - 30T

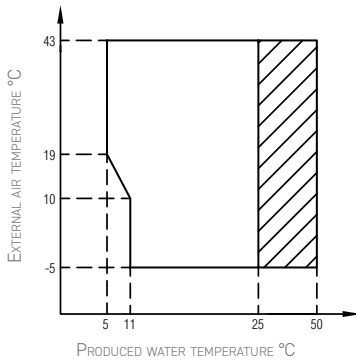


TECHNICAL DATA

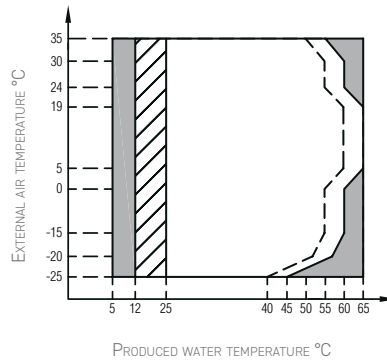
OPERATING LIMITS

IDOLA M 3.2 mod. 4 - 6 - 8 - 10 - 12 - 12T - 14 - 14T - 16 - 16T

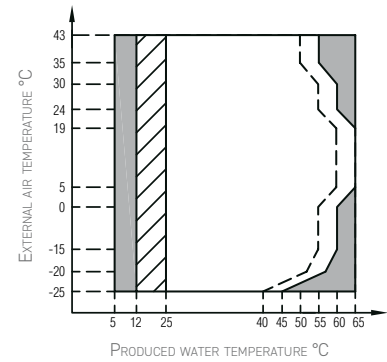
COOL MODE



HEAT MODE

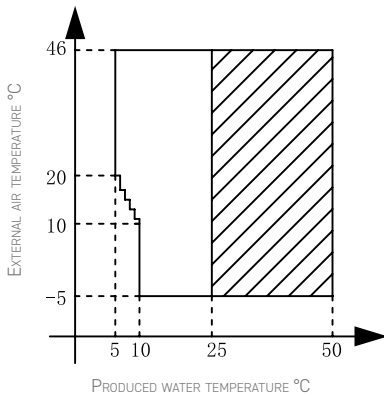


DHW MODE

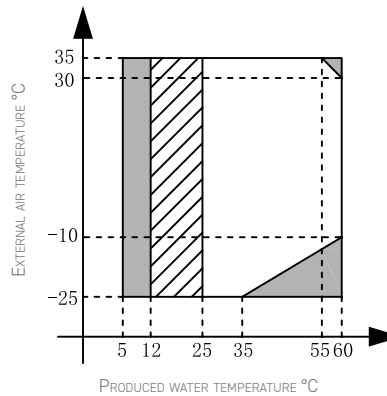


IDOLA M 3.2 mod. 22T - 26T - 30T

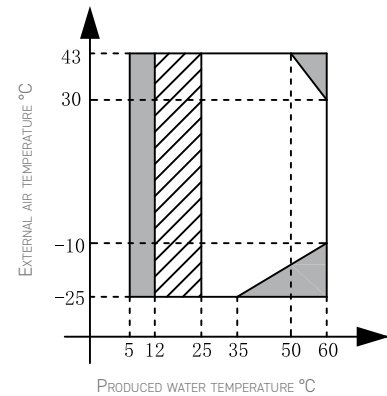
COOL MODE



HEAT MODE



DHW MODE



Operating range with heat pump with possible limitation and protection

Operating range with heat pump with possible limitation and protection

Operating range with heat pump with possible limitation and protection

If the IBH (electrical heater) / AHS (boiler) setting is valid, only IBH / AHS is activated.
If the IBH / AHS setting is not valid, only the heat pump is activated

If the IBH (electrical heater) / AHS (boiler) setting is valid, only IBH / AHS is activated.
If the IBH / AHS setting is not valid, only the heat pump is activated

Maximum inlet water temperature for heat pump operation

Maximum inlet water temperature for heat pump operation

NOTE DHW MODE:

produced water temperature means the water temperature produced by the unit and not the DHW temperature available to the user, which is a function of this parameter and of the surface of the coil of the DHW tank.

TECHNICAL DATA

SUMMARY TABLES

GENERAL DATA			4	6	8	10	12/12T	14/14T	16/16T	22T	26T	30T
Power supply	V-ph-Hz	220/240-1-50 - Version "T" 380/415-3-50								380/415-3-50		
Type of compressor	-	Twin Rotary DC										
No. compressors / No. refrigeration circuits	no.	1/1										
Type of heat exchanger on system side / source side	-	brazed stainless steel plates / finned coil										
Type and number of fans	no.	axial DC / 1								axial DC / 2		
Expansion vessel volume	l	2			5				8			
Water safety valve calibration	bar	3										
Hydraulic couplings	"	1			1"1/4							
Minimum system water content	l	15			25				40			
Minimum coil surface for DHW storage tank DHW cylinder	steel	m ²	1.4			1.75				3.5		
	enamelled	m ²	1.7			2.5				5.0		
Type of refrigerant	type	R32										
GWP	kg-CO ₂ eq.	675										
Refrigerant charge	kg	1.4				1.75			5			
	t-CO ₂ eq.	0.95				1.18			3.38			
Type of control	-	with remote wire										
SWL - Sound power level in heating*	A7W35	dB(A)	55	58	59	60	65	65	69	73	75	77
	Sil.1/Sil.2	dB(A)	56/53	56/53	57/55	58/55	62/56	62/56	63/56	69/66	71/68	73/69
SWL - Sound power level in cooling*	A35W18	dB(A)	56	58	60	60	64	64	69	73	75	75
	Sil.1/Sil.2	dB(A)	55/52	57/54	57/54	58/54	62/56	62/56	63/56	69/66	71/68	73/69
Maximum input current	A	12	14	16	17	25	26	27	25	27	29	

*: **SWL** = Sound power levels, referring to 1x10-12 W with unit operating in conditions:

A7W35 = source: air in 7°C d.b. 6°C w.b. / system: water in 30°C out 35°C.

A35W18 = source: air in 35°C d.b. / system: water in 23°C out 18°C

Sil. 1 = if silent level 1 active in heating / cooling mode

Sil. 2 = if silent level 2 active in heating / cooling mode

The total sound power level in dB(A) is measured in accordance with standard ISO 9614.

TECHNICAL DATA

SUMMARY TABLES

PERFORMANCE DATA				4	6	8	10	12/12T	14/14T	16/16T	22T	26T	30T
A7W35*	Thermal power	nom	kW	4.20	6.35	8.40	10.0	12.1	14.5	15.9	22	26	30.1
	Power absorbed	nom	kW	0.82	1.28	1.63	2.02	2.44	3.15	3.53	5	6.37	7.7
	COP		W/W	5.10	4.95	5.15	4.95	4.95	4.60	4.50	4.4	4.08	3.91
	Water flow rate		l/h	722	1092	14445	1720	2081	2494	2735	3784	4472	5160
	External static pressure		kPa	85	84	79	71	61	46	40	92	78	60
A7W45	Thermal power	nom	kW	4.30	6.30	8.30	10.0	12.3	14.1	16.0	22	26	30
	Power absorbed	nom	kW	1.13	1.70	2.16	2.67	3.32	3.92	4.57	6.47	8.39	10.34
	COP		W/W	3.80	3.70	3.85	3.75	3.70	3.60	3.50	3.4	3.1	2.9
	Water flow rate		l/h	740	1084	1428	1720	2116	2425	2752	3784	4472	5160
	External static pressure		kPa	85	84	79	71	60	47	40	92	78	60
A7W55	Thermal power	nom	kW	4.40	6.00	7.50	9.50	11.9	13.8	16.0	22	26	30
	Power absorbed	nom	kW	1.49	2.03	2.36	3.06	3.90	4.68	5.61	8.3	10.61	13.04
	COP		W/W	2.95	2.95	3.18	3.10	3.05	2.95	2.85	2.65	2.45	2.3
	Water flow rate		l/h	473	645	806	1021	1279	1484	1720	2365	2795	3225
	External static pressure		kPa	85	85	85	84	84	80	71	106	103	99
A35W18*	Cooling power	nom	kW	4.50	6.50	8.30	9.90	12.0	12.9	13.6	23	27	31
	Power absorbed	nom	kW	0.82	1.35	1.64	2.18	3.04	3.49	3.77	5	6.28	7.75
	EER		W/W	5.50	4.80	5.05	4.55	3.95	3.70	3.61	4.6	4.3	4
	Water flow rate		l/h	774	1118	1428	1703	2064	2322	2563	3612	4472	5160
	External static pressure		kPa	85	84	79	71	61	52	46	95	78	60
A35W7	Cooling power	nom	kW	4.70	6.50	7.45	8.20	11.5	12.4	14.0	21	26	29.5
	Power absorbed	nom	kW	1.36	2.17	2.22	2.52	4.18	4.96	5.60	7.12	9.63	11.57
	EER		W/W	3.45	3.00	3.35	3.25	2.75	2.50	2.50	2.95	2.7	2.55
	Water flow rate		l/h	808	1118	1281	1410	1978	2133	2408	3956	4644	5332
	External static pressure		kPa	85	84	81	79	63	60	49	90	74	54

The values refer to a unit without any optionals or accessories. Data declared according to **EN 14511**:

EER (Energy Efficiency Ratio) = ratio of the total cooling capacity to the effective power input of the unit
COP (Coefficient Of Performance) = ratio of the total heating capacity to the effective power input of the unit
A7W35 = source: air in 7°C d.b. 6°C w.b. / system: water in 30°C out 35°C
A7W45 = source: air in 7°C d.b. 6°C w.b. / system: water in 40°C out 45°C
A7W55 = source: air in 7°C d.b. 6°C w.b. / system: water in 47°C out 55°C
A35W18 = source: air in 35°C d.b. / system: water in 23°C out 18°C
A35W7 = source: air in 35°C d.b. / system: water in 12°C out 7°C
NOTES: Efficiency class calculated according to the European regulation **811/2013**.

* Useful performance values for the purposes of the declaration to access the intended incentives.



The illustrations and data provided are indicative. Lamborghini CaloreClima reserves the right to make any changes deemed to be most appropriate for the improvement of the product or of the service offered without being obliged to give prior notice.

The images in this catalogue are under copyright owned by Lamborghini CaloreClima.